



CLIMATE  
EXTENDER

# Weiss IT Solutions GmbH

Corporate Carbon Footprint 2022

13.07.2022

Climate Extender GmbH

Moltkestraße 15

D-30989 Gehrden

E: [info@climate-extender.de](mailto:info@climate-extender.de)

W: [www.climate-extender.de](http://www.climate-extender.de)





























































---

# Corporate Carbon Footprint 2022

## Menge CO2e/t

Ergebnis der CO2-Emissionsbilanz des Unternehmens

3 Standorte, Datenbasis Jahr 2021

	CO2e Ergebnis	Sicherheitspuffer	Gesamtergebnis
 <b>Brennstoffe &amp; Heizung &amp; Materialien</b> Scope 1	<b>6,561 t</b>  0.7%	<b>0,656 t</b>  +10%	<b>7,217 t</b>  0.8%
 <b>Kältemittel</b> Scope 1	<b>0 t</b>  0%	<b>0 t</b>  +10%	<b>0 t</b>  0%
 <b>Fuhrpark</b> Scope 1	<b>409,871 t</b>  44.2%	<b>40,987 t</b>  +10%	<b>450,858 t</b>  48.6%
 <b>Stromverbrauch</b> Scope 2	<b>56,606 t</b>  6.1%	<b>5,661 t</b>  +10%	<b>62,267 t</b>  6.7%
 <b>Fernwärme</b> Scope 2	<b>40,851 t</b>  4.4%	<b>4,085 t</b>  +10%	<b>44,936 t</b>  4.8%
 <b>Arbeitswege</b> Scope 3	<b>273,867 t</b>  29.5%	<b>27,387 t</b>  +10%	<b>301,254 t</b>  32.5%
 <b>Dienstreisen</b> Scope 3	<b>2,232 t</b>  0.2%	<b>0,223 t</b>  +10%	<b>2,455 t</b>  0.3%
 <b>Flugreisen</b> Scope 3	<b>0,380 t</b>  0%	<b>0,038 t</b>  +10%	<b>0,418 t</b>  0%
 <b>Hotelübernachtungen</b> Scope 3	<b>12,376 t</b>  1.3%	<b>1,238 t</b>  +10%	<b>13,614 t</b>  1.5%
 <b>Wasser und Abwasser</b> Scope 3	<b>0,101 t</b>  0%	<b>0,010 t</b>  +10%	<b>0,112 t</b>  0%
 <b>Abfälle</b> Scope 3	<b>4,601 t</b>  0.5%	<b>0,460 t</b>  +10%	<b>5,061 t</b>  0.5%
 <b>Papier</b> Scope 3	<b>0,644 t</b>  0.1%	<b>0,064 t</b>  +10%	<b>0,708 t</b>  0.1%
 <b>Website</b> Scope 3	<b>0,031 t</b>  0%	<b>0,003 t</b>  +10%	<b>0,035 t</b>  0%
 <b>LKW Fracht</b> Scope 3	<b>0 t</b>  0%	<b>0 t</b>  +10%	<b>0 t</b>  0%
 <b>Luft Fracht</b> Scope 3	<b>0 t</b>  0%	<b>0 t</b>  +10%	<b>0 t</b>  0%

	CO2e Ergebnis	Sicherheitspuffer	Gesamtergebnis
 <b>Bahn Fracht</b> Scope 3	0 t  0%	0 t  +10%	0 t  0%
 <b>See Fracht</b> Scope 3	0 t  0%	0 t  +10%	0 t  0%
 <b>Weitere Angaben</b> Scope 3	0 t  0%	0 t  +10%	0 t  0%
 <b>Indirekte Emissionen</b> Durch Energieverbrauch in Scopes 1 und 2	119,985 t  12.9%	11,999 t  14.2%	131,984 t  14.2%
 <b>Gesamtbilanz</b> Menge (Tonnage)	928,106 t  100%		
 <b>Sicherheitspuffer</b> Sicherheitsaufschlag für Datenqualität und Modell	92,811 t		



**Menge CO2e zu kompensieren**  
Aufgerundet von 1020,917 t

**1021 t**